


X Resort

Scope of Work


Stage 1

- The client brief was received and the liaising between the Hong Kong based interior designer and client began.
- The acknowledgment of possible restrictions and legislations that follow Japanese codes of conduct may change designs.
- Project budget discussed and initialized.



Stage 2


- Initial design concepts received by interior design firm.
- Adjustments to these designs were made to meet local regulations and standards set by the local authority.
- Reviewing of intended costs for project against initial project budget in Stage 1. Any discussions made were to be shared amongst all relevant parties.
- Maintaining regular communication between all international parties through means such as video conferencing.
- Project brief finalised.



Communication process

Stage 3

- Final adjustments made to design in regards local health and safety regulations and standards.
- Keeping client, interior designer and local authority in constant update to any changes made during this stage of design.
- Review of costs and budget vital throughout this stage.
- Review and update Project Plan.



Living Room render

Stage 4

- Full coordination between technical and electrical team, consultants and architect to produce full package of final drawings.
- FFE drawings collaborated and finalised.
- Packages prepared and submitted for building regulations and local authority submission.